


SQUADRA

DESCRIPTION: Paver **TEXTURE:** Slate

PALLET OVERVIEW



NOTES

See page 60 to 62 for more technical information.

See page 29 for more information about applications.

Specifications per pallet	Imperial	Metric
Cubing	73.41 ft²	6.82 m ²
Approx. Weight	1 892 lbs	858 kg
Number of rows	9	
Coverage per row	8.16 ft ²	0.76 m ²
Linear coverage per row	29.95 lin. ft	9.13 lin. m




A

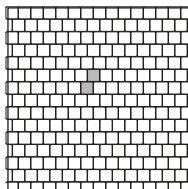


Unit dimensions	in	mm	Units/pallet
Height	2 3/8	60	990 units
Width	3 1/4	83	
Length	3 1/4	83	


01 | Linear pattern




02 | Linear pattern



03 | Fish scale pattern



04 | Fish scale pattern



Patterns are for design inspiration only. The installer is responsible to calculate & purchase the correct amount of material.

Merlot



Chestnut Brown



Shale Grey



Onyx Black

